

- Wear gloves and clothes you do not mind staining with colorant just in case. Endurant lawn colorant is non-toxic.

- Mix well in a handheld garden sprayer for small and average-sized lawns or a backpack sprayer for larger lawn areas. Sprayers are available at hardware stores or at [geoponicscorp.com/shop](http://geoponicscorp.com/shop)

- Choose your Endurant colorant for the desired shade and following label guidelines.

- Work from the back to the front of your lawn to avoid stepping on wet paint.

- Adjust garden sprayer nozzle to a conical fine mist spray pattern setting to reduce waste and promote even coverage.

- Apply in a circular motion to prevent streaking and provide optimal even coverage.

- If accidental overspray occurs, immediately clean the area. A window cleaner or wire brush may help remove tough stains if necessary.

- Endurant lawn colorant will dry in about 60 minutes depending on weather. For best results wait two hours after spraying before walking on the grass to prevent tracking. If heavy use, such as athletic fields, give one full day to dry before reentry.

- Endurant lawn colorant will last up to approximately 2-3 months depending on the growth rate, frequency of mowing and weather conditions. Endurant lawn colorant can be used on dormant turfgrass that is brown due to the winter season, but is still alive. Endurant lawn colorant can also be used on actively growing grass, brown grass, drought-stricken grass, pet urine stains, patchy brown lawns, dry grass or anywhere optimal natural green grass color is desired. Reapply as needed and desired.



### Endurant Mulch Colorant:

- Is environmentally friendly, organic and safe.
- Is easy to apply to mulch and pine straw.
- Saves time and money.
- Takes minutes to apply.
- Looks professional
- Dries in minutes.
- Covers up to 1,000 square feet with 32 oz.
- Looks and feels natural.
- Makes your lawn and landscape pop with natural colors.
- Is the best-priced professional mulch colorant on the market.



**NEW**

Endurant Lawn Colorant it is now available in a convenient 8 oz bottle for home use. shake, mix and apply!

# ENDURANT<sup>®</sup>


## LANDSCAPE COLORANTS

MAKE A LASTING IMPRESSION™





Endurant Turf Colorants will save you time and money on lawn maintenance and lawn repair. Endurant turf paint is the professional's choice in lawn colorants due to its natural color. Lawn paint gives the wow factor to your lawn, particularly in times of winter dormancy, drought, listing a property for sale or instead of overseeding. Nobody wants brown grass! So get rid of it in minutes with environmentally friendly yard paint that can last as long as three months, while improving soil and plant health.



### ENDURANT TURF COLORANT


The regular classic green grass lawn colorant for vibrant, lush green grass with a natural appeal suitable for matching the wide range of grass varieties.



CONCENTRATE

### ENDURANT PERENNIAL RYE


An ultra-concentration of green grass lawn colorant that is reminiscent of the healthiest, juiciest green limes. Similar to actively growing Perennial Rye Grass.



CONCENTRATE

### ENDURANT FAIRWAY

Looking out at your lawn is like looking at a forest green fairway. You just want to keep looking at it. Super concentrated lawn colorant for a plush green lawn.



CONCENTRATE

### ENDURANT PREMIUM

As green as it gets. A deep, rich green grass paint that some refer to as Super Green because your lawn is about to be the best on the block. Ultra-concentrated lawn colorant.



CONCENTRATE

### ENDURANT HOME LAWN BLEND

Endurant Home Lawn Blend comes in a 8 ounces bottle for an easy and simple application.

## About Endurant colorants

Geponics created the most environmentally safe grass colorant to address the aesthetic and environmental concerns posed by growing healthy looking turgrass and lawns year round. Endurant is the preferred alternative to using fertilizer and overseeding.

### Several benefits include:

Endurant turf colorant saves landscape managers' time by eliminating the need to thatch lawns in the spring because no secondary grass root system is ever introduced.

Endurant turf colorant is made with specific binders for turfgrass so that it is long-lasting, providing consistent colorant for approximately three months on dormant winter grass and lasting several weeks or months on actively growing grass depending upon the mowing schedule.

Endurant turf colorant replaces the need to over-seed, over-fertilize and over-water each fall.

Endurant organic turf colorant comes in various shades for the most natural look on various turf grass varieties and will not turn blue.

## Why paint grass?

Endurant provides a solution to drought-stricken grass while also providing gorgeous consistency in actively growing grass that may otherwise not be possible or take gallons of chemicals and hours of labor more. Endurant turf paint has become the best solution for managing dormant, dead-looking brown grass that comes each year in warm season grass varieties. Warm season grasses, including Bermuda, Zoysia and Centipede naturally go into dormancy with the coming of each frost. Also, fescue turfgrass types tend to burn up, brown and dry out in summer months due to water restrictions and weather conditions. For more information visit [DryLawn.com](http://DryLawn.com)

Warm season grasses have the healthy look of summertime year round with brown grass. Turfgrasses get the look of being overseeded but at a fraction of the cost and water requirements. Lawns can look so green and lush, people think it required lots of time, fertilizers, other chemicals and over-watering - but it's Endurant Colorant. Endurant provides a solution and alternative to the harmful fertilizers that include phosphorus and nitrogen harming water quality and water supplies. Endurant lawn colorant provides a solution to challenges posed by water restrictions

## Application Considerations

- Mow grass prior to painting to avoid cutting off the colorant once applied.
- Remove any debris from lawn.
- Check that rain or snow is not in the forecast for at least 8 hours.
- Avoid spraying in windy conditions.
- Apply to dry grass or a slightly damp lawn. Read all label instructions.
- Cover or mask off any areas to prevent overspray on pavers, sidewalks or other edge materials.

